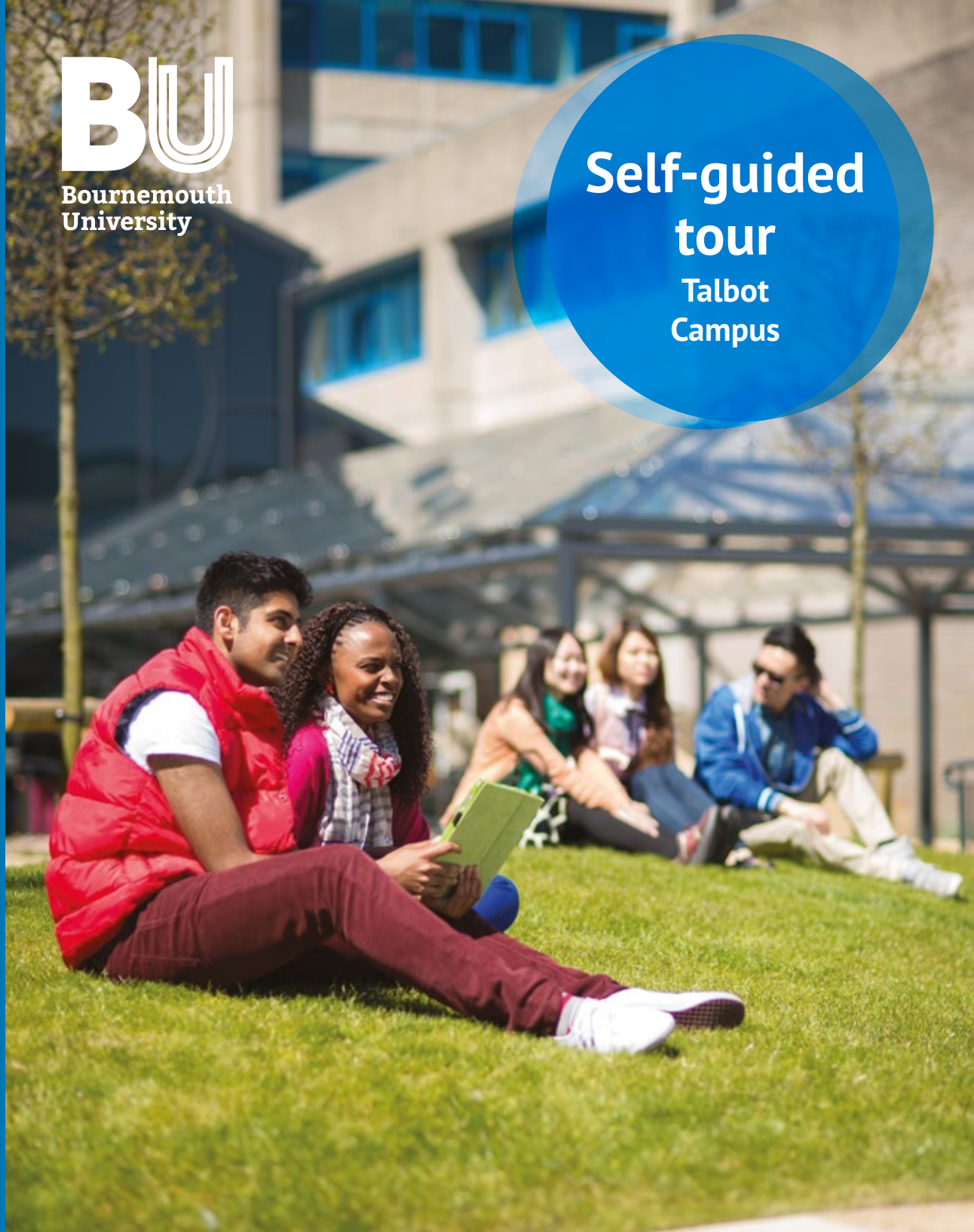


**BU**  
Bournemouth  
University

**Self-guided  
tour**  
Talbot  
Campus



If you have any questions after visiting our campus, then we're here to help. Contact our dedicated Future Students Enquiry Team using the details below:

Tel: +44 (0)1202 961916

Email: [futurestudents@bournemouth.ac.uk](mailto:futurestudents@bournemouth.ac.uk)

Web: [www.bournemouth.ac.uk/contact](http://www.bournemouth.ac.uk/contact)



# Welcome to our Talbot Campus

We hope you enjoy exploring and we'd love to know what you think.



Share your photos on social media: @bournemouthuni




## 1 Your journey begins at the entrance to Poole House, our central hub.

To the right of Reception, with its own entrance, is our **Design Innovation Centre**.

These workshops are reserved for our Design & Engineering students and house our 3D printers, along with other high-tech kit.



Behind you is BU's **Bus Hub**, where you can catch one of our UNIBUS services - a fleet of buses providing a door-to-door service to Lansdowne Campus (including BU accommodation), and the local area. Local bus services also depart from here.



Come inside Poole House and just to your left is **The Base**, home to our AskBU Students' Service. Our advisers are on-hand with information, advice and guidance for current students. You can also pick up a prospectus from here.

Behind **The Base**, you will also find our **Open Access Centre** with over 60 computers available 24/7.

## 2 Now head back past reception towards The Atrium.



Here you'll find **Starbucks**, often buzzing with students grabbing a quick bite to eat between lectures. Will you spot all the many different cafés on campus?



If you're not stopping for a coffee, have a browse around the **Students' Union Shop**. You'll also find the **Global Mobility Hub** here, a dedicated space for students and staff interested in exploring innovative overseas projects.

If you're feeling creative, you might like to explore the **Atrium Art Gallery** to visit our latest exhibition. You may find people socialising, holding study sessions or meeting for workshops.



## 3 Head down the corridor opposite The Global Mobility Hub, and you'll spot our Faculty of Management Human Performance Laboratories.



Our Sports students have access to state-of-the-art equipment in these laboratories.

If you head up the stairs to the first floor, your next stop is **Dylan's Kitchen & Bar**, a place to relax and catch up with friends between lectures. In the evenings, a range of events bring the place to life, from (competitive) quiz nights to karaoke. Dylan's offers some of the best student deals around on food and drink.

## 4 Head downstairs and back towards The Atrium and past the Students' Union Shop. Walk outside to the Lecture Theatres on your left.



If there are no lectures taking place, feel free to pop in and have a look around.

## 5 Go back outside and continue walking away from Poole House. To your right you will see our Student Centre, which is your next stop. Head up the steps and go inside to SportBU on your right.

If you'd like to have a look at the facilities on offer, just ask at reception to see for yourself.

Inside **SportBU** you'll find a high spec **gym zone**, four-court **sports hall**, **dance studios** and **rehabilitation treatment rooms**. We certainly recommend taking a few minutes to have a look around.





**6** Once you've explored SportBU, head back into the Student Centre, to get a taste of life here at BU.

The **Student Centre** offers a space where students can work collaboratively and socialise, as well as designated areas for welfare, democracy and equality. The higher you climb the central staircase (or take the lift), the more impressive the panoramic view of our campus will become.

The **Student Centre** has been created with energy efficiency in mind, which has allowed it to receive a number of green credentials, including a BREEAM 'Excellent' rating.



On the first floor you'll find **SUBU** (our Students' Union) where our 'purple army' represents and provides services to all BU students. **SUBU** provides clubs, societies, volunteering and part-time work opportunities to enrich your time spent here. Explore how to get involved in a varied programme of arts, politics, faith, cultural and academic events. The **Student Advice Centre** is on-hand offering free, confidential and independent advice to existing and prospective students, so if you have any academic, housing, finance, or other worries about becoming a student, do stop for a chat. You'll also find **SUBU's** student-run radio station and magazine, **Nerve Media**, on the fourth floor. Listen carefully and you may hear Nerve Radio being played.



If you visit the third floor, you'll see our **beach hut technobooths**. Grab a coffee at the **Ground Up Café** if you fancy hanging out awhile.

For those who want the best view of Talbot Campus, only the top floor will do.

**7** Go back outside and cross the courtyard area. Follow the footpath in front of you until you see **Kimmeridge House**.

If there are no classes taking place, feel free to explore the **lecture theatres** and **seminar rooms**. **Kimmeridge House** often plays host to events, conferences and degree shows.



Just across from **Kimmeridge House**, you'll spot the **Biodome**, which is used for plant growth research.



You'll also notice one of our **secure cycle compounds**. We encourage our staff and students to help protect the planet and there is an extensive network of cycle paths connecting our campus to the surrounding areas.

**8** Now head back to the main walkway and follow signs to **Dorset House**.



On your way, you'll pass the **Doctoral College** on your left, which exists to provide support to our postgraduate research students and operates an open-door policy.

**Dorset House** is home to the **Bournemouth University Business School**, including a **Professional Engagement Suite** for students to interact with industry and pitch their own ideas, events and functions. There are also a number of **labs, project and microscope rooms** for the **Faculty of Science & Technology**.



**9** Walk beyond Dorset House until you see **Weymouth House** on your left. Go inside.



**Weymouth House** plays host to a variety of facilities for our Faculty of Media & Communication students. This includes a dedicated newsroom equipped with over 20 iMacs with access to industry-standard software for modern news production.

There's also a suite of four radio studios, which are arranged for different uses, including journalism, live music and magazine programmes, outside broadcasts, drama, and our award-winning radio station. Journalism students also have their own dedicated TV newsroom and studio for preparing and broadcasting video news content.

**10** When you leave **Weymouth House**, you'll see the **Fusion Building** straight ahead.

The **Fusion Building** offers **27 seminar rooms**, **three lecture theatres**, **research space**, a **24 station PC laboratory**, **roof-top terraces** and numerous **catering facilities**, topped with a glass dome roof. The Fusion Building is part of an on-going investment programme that is transforming the learning experience of our students, whilst ensuring that BU remains as environmentally friendly as possible.





**11** Head back outside and turn right, you'll soon find **Christchurch House** on your left. Continue along the path with the car park on your right.

There's lots happening inside this building, home to the **Faculty of Science & Technology**. Alongside **PC labs**, an **artefact store** and **field equipment**, you can spot our **Zooarchaeology**, **Osteoarchaeology**, **Chemistry**, **Medical** and **Toxicology labs**. Our **Zooarchaeology lab** has an impressive reference collection, containing over 500 known specimens. You'll also find the **Peach Tree common room**, and **staff offices**. Christchurch House is also home to our **Crime Scene Training Facility**. This building has a lounge, dining room, kitchen, bedrooms, a bank and an illicit drugs lab where we set up crime scenes for students to investigate.




**12** Leave Christchurch House and head towards the large building on your left, which is **Pooler Gateway Building**.

**Pooler Gateway** is used predominantly by students from the **Faculty of Media & Communication** and the **Faculty of Science & Technology**, although the communal areas are open and accessible to students from all faculties.




To the right as you enter, you will see a **live studio set**, which includes a stage and interview area.

The ground floor also houses our **4K Ultra High Definition TV studios**, a **sound stage**, **green screen** and **motion capture studio**, as well as the **kit room** and **Production Support Desk** where students can hire equipment.



On the floors above, you will find the **computer animation studios**, **audio live recording and mixing studios**, **dubbing studios**, **video editing suites**, **post production suite**, and **desktop publishing studio**.

**13** Cross the car park, following signs to **Talbot House**.



**Talbot House** is the main hub for our student support and welfare services. Inside you'll find the **Music Centre**, which features a suite of **teaching and practice rooms**. Individual music lessons are available, while students and staff can also join a range of ensembles. You will also find the **Multi-faith Chaplaincy**, **Student Wellbeing Service** and **Medical Centre**. Both students and staff also have access to childcare facilities at our Ofsted-registered **nursery**. Finish your tour of **Talbot House** in the **Student Hall**, a popular venue for a variety of events including music ensemble rehearsals.

**14** As you leave the **Student Hall**, you will see the **Student Village** on your left.



The **Student Village** is our on-campus accommodation and features 3-7 bedroom, self-catered, shared houses.

There's much more accommodation at our **Lansdowne Campus**, which is a short bus ride away.



**15** Retrace your steps across the car park, following signs to **The Edge** and the **Sir Michael Cobham Library**.



**The Edge** is the home of our **Careers & Employability Service**, where you can make one-to-one appointments with a **Careers Adviser**, explore part-time jobs and get information about developing your employability.

Feel free to explore the **Sir Michael Cobham Library**. Students have access to electronic, print and multimedia resources with staff on-hand for support. There is a photocopying and printing area, plus **over 300 PCs** and **technobooth** learning spaces.

If you want to explore resources for the subject you'd like to study, just ask the library staff.

On the ground floor, as well as another café, you'll find **Additional Learning Support (ALS)**, which offers specialist one-to-one support for specific learning differences, sensory and physical impairments, medical conditions, and mental health. ALS also offers an impartial advisory service, including information about **Disabled Students' Allowances (DSA)**.



**16** Leave the library and head back to **Pooler House** to end your tour. If you'd like to take the scenic route, go via **Lady Cobham Bridge** from the library third floor across to the **Student Centre**.

**17** The next stop is the first floor, where you'll see the **Postgraduate Zone with study area and Language Centre**, including **English language support for overseas students**.

Also situated here is our **Peer Assisted Learning (PAL)** scheme, which fosters cross-year support between students on the same courses.

